



Noise Monitoring Result

Day Time (0700 - 1900hrs on normal weekdays)

Location: M1a - Harbour Road Sports Centre

Date	Time	Weather	Measurement Noise Level			Baseline Level	Construction Noise Level	Limit Level
			Leq	L10	L90	Leq	Leq	Leq
Unit: dB(A), (30-min)								
02/06/11	16:27	Fine	72.9	75.0	69.6	69.2	70	75
08/06/11	10:23	Fine	75.8	79.3	69.3	69.2	75	75
14/06/11	10:17	Cloudy	72.6	75.5	68.5	69.2	70	75
20/06/11	9:50	Sunny	74.0	76.0	70.0	69.2	72	75

Location: M2b - Noon-day gun area

Date	Time	Weather	Measurement Noise Level			Baseline Level	Construction Noise Level	Limit Level
			Leq	L10	L90	Leq	Leq	Leq
Unit: dB(A), (30-min)								
02/06/11	10:00	Fine	70.4	71.7	69.5	-	70	75
08/06/11	11:25	Sunny	67.8	69.4	65.5	-	68	75
14/06/11	11:02	Cloudy	71.3	72.5	68.5	-	71	75
20/06/11	15:20	Sunny	67.9	70.0	65.0	-	68	75

Location: M3a - Tung Lo Wan Fire Station

Date	Time	Weather	Measurement Noise Level			Baseline Level	Construction Noise Level	Limit Level
			Leq	L10	L90	Leq	Leq	Leq
Unit: dB(A), (30-min)								
02/06/11	13:00	Fine	70.3	71.0	67.3	-	70	75
08/06/11	13:00	Sunny	67.5	69.8	65.2	-	68	75
14/06/11	13:00	Cloudy	66.9	68.5	64.0	-	67	75
20/06/11	11:30	Sunny	67.7	69.5	65.0	-	68	75

Location: M4b - Victoria Centre

Date	Time	Weather	Measurement Noise Level			Baseline Noise Level	Construction Noise Level	Limit Level
			Leq	L10	L90	Leq	Leq	Leq
Unit: dB(A), (30min)								
02/06/11	14:40	Fine	71.2	74.0	67.5	-	71	75
08/06/11	14:00	Cloudy	74.6	76.9	70.8	-	75	75
14/06/11	13:49	Cloudy	73.8	75.0	69.5	-	74	75
20/06/11	10:47	Sunny	72.4	73.5	69.5	-	72	75

Location: M5b - City Garden

Date	Time	Weather	Measurement Noise Level			Baseline Level	Construction Noise Level	Limit Level
			Leq	L10	L90	Leq	Leq	Leq
Unit: dB(A), (30min)								
02/06/11	11:02	Fine	69.5	70.6	67.8	-	70	75
08/06/11	15:42	Sunny	67.1	68.0	65.9	-	67	75
14/06/11	15:28	Fine	68.5	73.5	60.5	-	69	75
20/06/11	16:50	Sunny	68.3	70.0	65.5	-	68	75



Noise Monitoring Result

Restricted Time (1900 - 2300 hrs on normal weekdays and 0700-2300 on holiday)

Location: M4b - Victoria Centre

Date	Time	Weather	Measurement Noise Level			Average Noise Level	Baseline Noise Level	Construction Noise Level	Limit Level
			Leq	L10	L90	Leq	Leq	Leq	Leq
Unit: dB(A), (5-min)									
02/06/11	19:57	Fine	67.9	69.3	65.6	67.2	-	67	70
	20:05		67.0	68.4	65.0				
	20:11		66.7	68.4	64.8				
08/06/11	21:50	Fine	67.1	68.5	64.5	67.1	-	67	70
	21:56		67.1	68.5	65.0				
	22:03		67.1	68.5	64.5				
14/06/11	20:50	Cloudy	67.7	69.5	65.0	67.2	-	67	70
	20:56		66.8	68.0	65.0				
	21:02		67.1	69.0	64.5				
24/06/11	20:12	Fine	68.0	69.8	65.4	67.9	-	68	70
	20:17		67.8	69.3	65.8				
	20:24		67.8	69.2	65.7				

Location: M5b - City Garden

Date	Time	Weather	Measurement Noise Level			Average Noise Level	Baseline Level	Construction Noise Level	Limit Level
			Leq	L10	L90	Leq	Leq	Leq	Leq
Unit: dB(A), (5-min)									
02/06/11	20:39	Fine	67.1	68.3	65.6	67.2	-	67	70
	20:45		67.2	68.4	65.7				
	20:51		67.3	68.1	65.8				
08/06/11	20:39	Fine	66.8	68.0	65.0	66.9	-	67	70
	20:45		66.5	67.0	65.0				
	20:52		67.3	67.5	65.0				
14/06/11	21:20	Cloudy	66.1	67.0	64.5	66.2	-	66	70
	21:26		66.2	67.0	64.5				
	21:33		66.2	67.0	64.5				
24/06/11	19:30	Fine	69.8	71.0	68.1	69.8	-	70	70
	19:35		69.9	71.0	68.3				
	19:40		69.7	70.9	68.3				

Location: M1a - Harbour Road Sports Center

Date	Time	Weather	Measurement Noise Level			Average Noise Level	Baseline Level	Construction Noise Level	Limit Level
			Leq	L10	L90	Leq	Leq	Leq	Leq
Unit: dB(A), (5-min)									
02/06/11	19:07	Fine	71.9	74.1	67.5	71.9	61.1	72	70
	19:23		72.0	73.8	68.6				
	19:31		71.9	74.9	66.9				
08/06/11	19:33	Fine	72.8	76.0	68.0	72.2	61.1	72	70
	19:39		71.3	73.0	67.5				
	19:45		72.6	74.5	68.5				
14/06/11	19:03	Cloudy	72.4	75.0	68.0	71.5	61.1	71	70
	19:09		71.5	74.0	66.5				
	19:15		70.5	72.5	66.5				
24/06/11	22:23	Fine	73.2	75.5	72.9	71.9	61.1	71	70
	22:28		69.5	72.6	62.5				
	22:35		72.9	75.8	64.9				



Noise Monitoring Result

Restricted Time (1900 - 2300 hrs on normal weekdays and 0700-2300 on holiday)

Location: M2b -Noon-day gun area

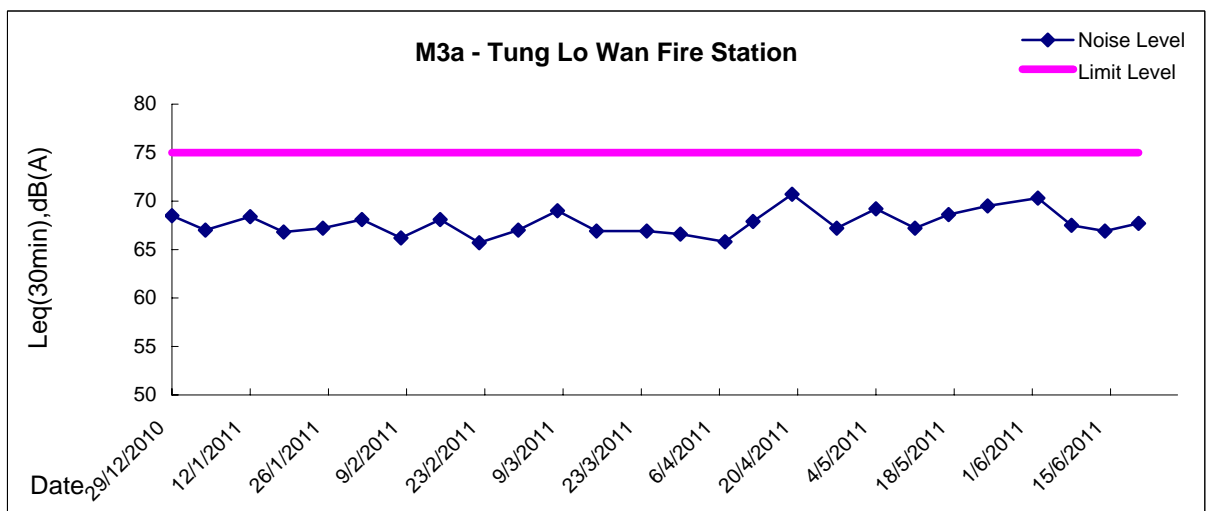
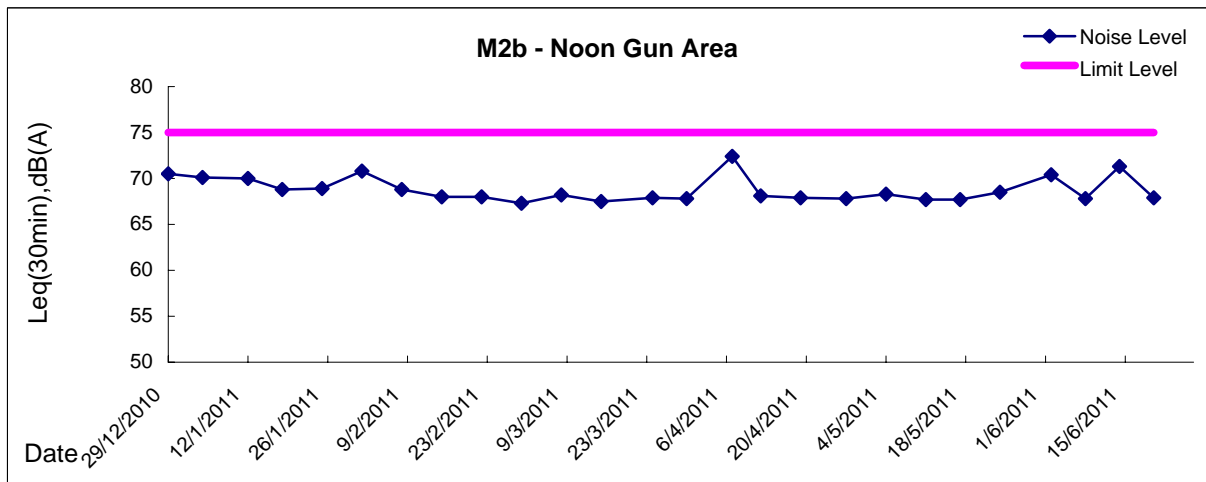
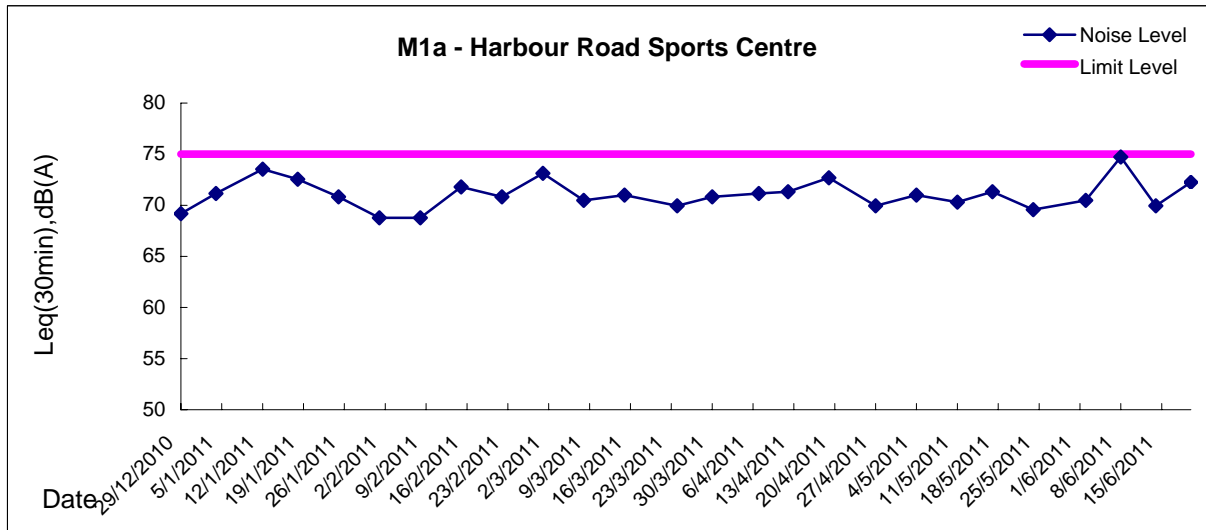
Date	Time	Weather	Measurement Noise Level			Average Noise Level	Baseline Level	Construction Noise Level	Limit Level
			Leq	L10	L90	Leq	Leq	Leq	Leq
Unit: dB(A), (5-min)									
02/06/11	21:17	Fine	66.2	68.0	64.1	66.1	-	66	70
	21:23		66.1	67.6	64.0				
	21:29		65.9	67.5	64.1				
08/06/11	20:31	Fine	65.4	66.9	63.8	65.2	-	65	70
	20:36		65.0	66.4	63.5				
	20:41		65.1	66.2	63.9				
14/06/11	19:35	Cloudy	67.5	69.0	64.5	67.2	-	67	70
	19:41		67.3	68.5	64.0				
	19:47		66.8	68.5	64.5				
24/06/11	21:35	Fine	68.8	70.3	66.7	68.7	-	69	70
	21:40		67.9	69.2	66.2				
	21:45		69.4	71.1	66.8				

Location: M3a - Tung Lo Wan Fire Station

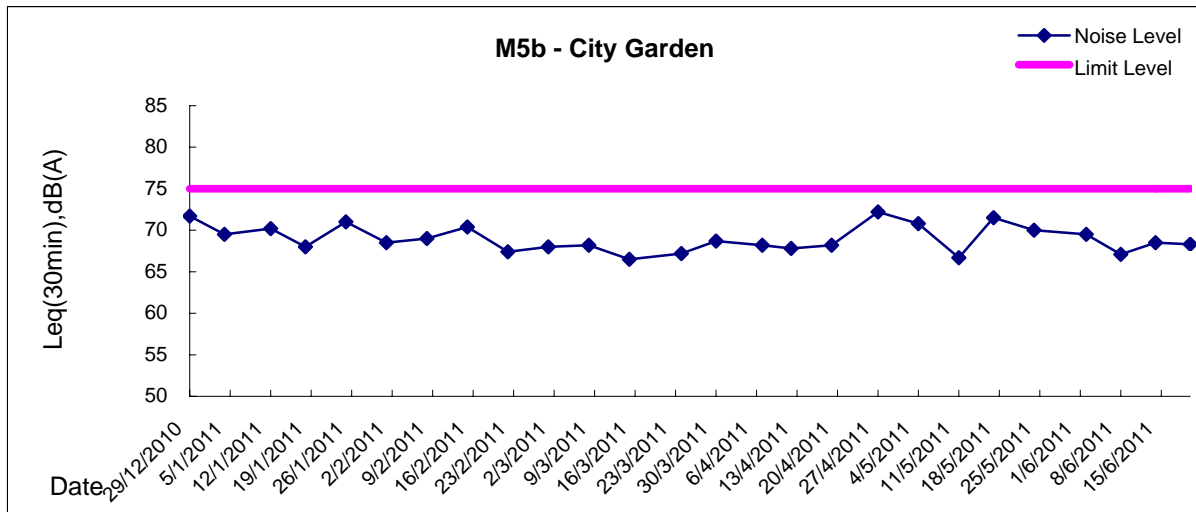
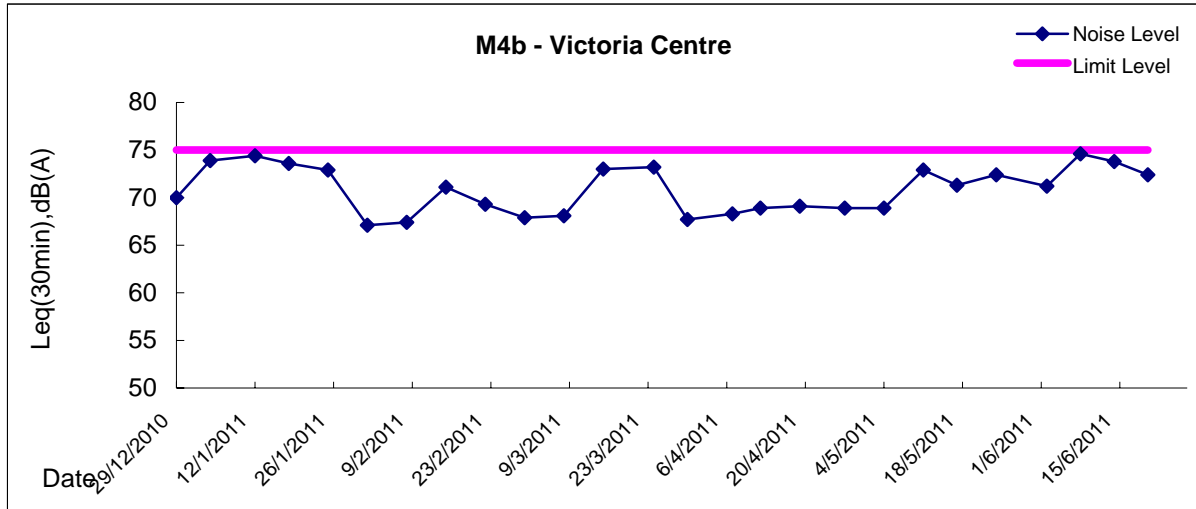
Date	Time	Weather	Measurement Noise Level			Average Noise Level	Baseline Level	Construction Noise Level	Limit Level
			Leq	L10	L90	Leq	Leq	Leq	Leq
Unit: dB(A), (5-min)									
02/06/11	21:58	Fine	64.4	66.1	62.1	64.7	-	65	70
	22:04		64.5	66.1	61.9				
	22:09		65.1	66.7	62.3				
08/06/11	22:10	Fine	65.3	67.0	61.5	64.9	-	65	70
	22:16		65.4	67.5	61.5				
	22:22		64.1	65.5	62.0				
14/06/11	20:10	Cloudy	64.5	66.0	62.5	64.8	-	65	70
	20:16		65.4	67.5	62.5				
	20:23		64.6	66.0	62.5				
24/06/11	20:52	Fine	65.3	67.7	62.1	65.1	-	65	70
	20:57		65.1	67.4	62.6				
	21:03		65.0	67.1	61.8				



Graphic Presentation of Noise Monitoring Result
Day Time (0700 - 1900hrs on normal weekdays)



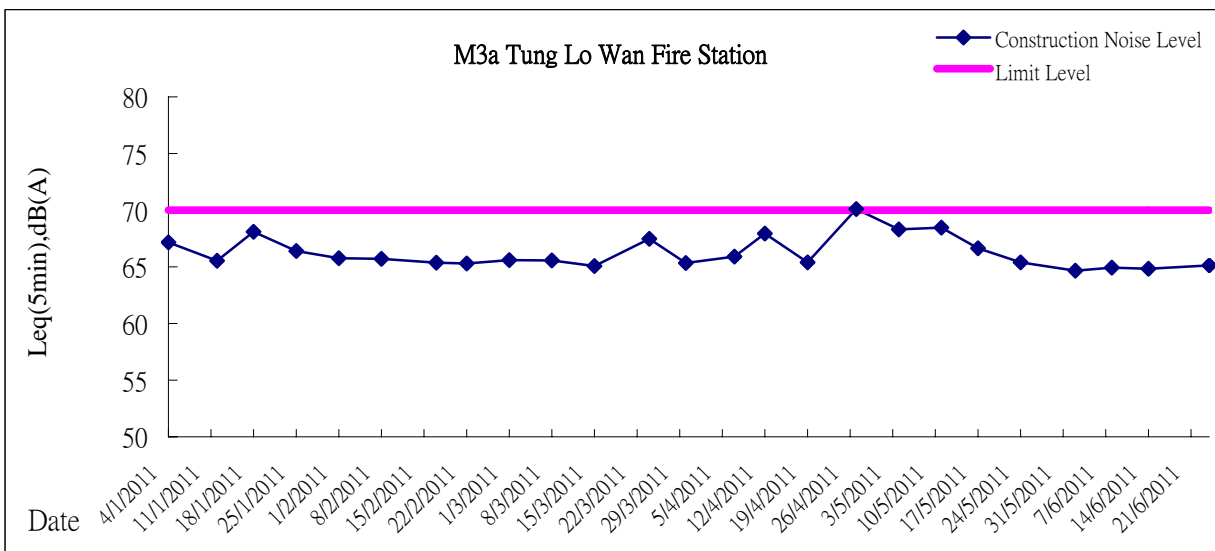
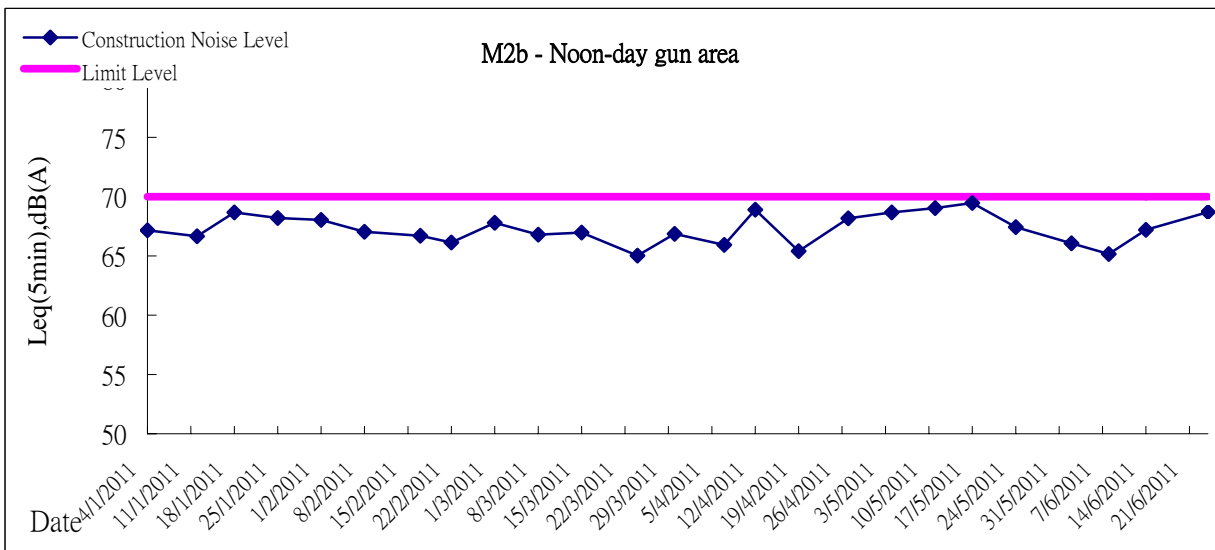
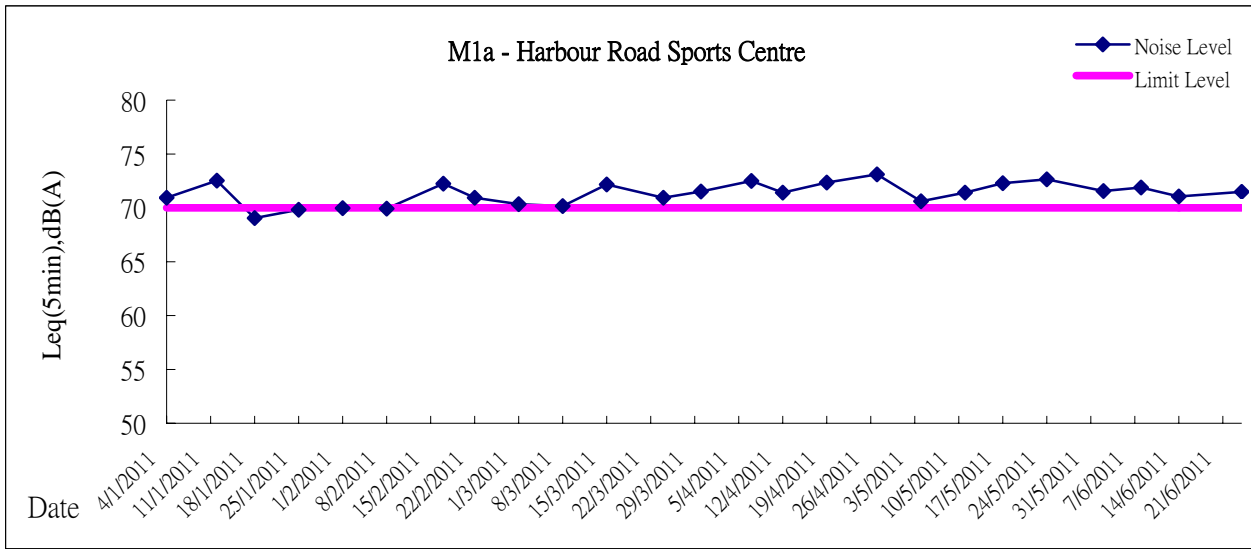
Graphic Presentation of Noise Monitoring Result
Day Time (0700 - 1900hrs on normal weekdays)





Graphic Presentation of Noise Monitoring Result

Restricted Time (1900 - 2300 hrs on normal weekdays and 0700-2300 on holiday)





Graphic Presentation of Noise Monitoring Result

Restricted Time (1900 - 2300 hrs on normal weekdays and 0700-2300 on holiday)

